



CSZ

Cincinnati Sub-Zero

RC-SERIES REMOTE CONDITIONERS



ZPRC Series



RC Series

Remote Conditioners

Two chambers for the price of one

Our dual-purpose RC-Series Remote Conditioners are designed to either deliver temperature-conditioned air to remote sites or operate as completely independent, self-contained temperature/humidity test chambers. Why purchase two separate chambers? This unique chamber provides the benefits of two different products in one unit.

Versatile Design for a Variety of Applications

- Temperature condition specimens during physical tests.
- Temperature condition moving devices in special fixtures that cannot be placed in conventional environmental chambers.
- Add equipment cooling air (ECA) capability to existing chambers.
- Add boost or back up heating and cooling to existing temperature test chambers.
- Use as a temperature test chamber for steady state or temperature cycling profiles.

Remote Enclosures/Hoods

Consider purchasing your enclosure through us. Our RH-Series remote hoods/enclosures provide an air tight seal for optimal performance and are designed to interface with your remote conditioner.

All remote hoods and enclosures are manufactured per your requirements.



ZPRC Featured Above



Features & Benefits

- Dual-purpose chamber offers flexibility and a greater return on your investment
- Versatile design for use in a variety of applications
- Temperature conditioning devices in special fixtures that cannot be placed in conventional environmental chambers
- Customizable to meet your specific test requirements
- Durable chamber construction for dependability and longer life
- Energy savings provided through a bi-modal heating and cooling system that saves energy and eliminates the need to override the cooling system with an excessively large heating system
- Chamber construction provides customers with the flexibility to incorporate both left and right side ports
- Fully welded ports and shelf pilasters eliminate potential leaks, increasing the life of your chamber
- An electronic humidity sensor is used on all humidity models for accuracy and minimal maintenance



Standard Features

- | | | |
|------------------------------------|---------------------------------------|---|
| ▪ Brushed Stainless Steel Interior | ▪ Two 10' Flexible Insulated Ducts | ▪ Shelf (ZPRC Only) |
| ▪ Non-Settling Low "K" Factor | ▪ Solid State Humidity Sensor | ▪ Refrigeration High Temperature Protection |
| ▪ Fiberglass Insulation | ▪ Local and Remote Temperature Switch | ▪ Refrigeration Pressure Gauges |
| ▪ Casters (RC-308) | ▪ EZT-570S Touch Screen Controller | ▪ Refrigeration Service Taps |
| ▪ Fog-Free Windows | ▪ Digital Display Temp. Limit & Alarm | ▪ Zero Ozone Depletion Refrigerant(s) |
| ▪ 6" Air Supply and Return Ports | ▪ EIA-232/485 Computer Interface | |
| ▪ 2.875" Access Ports (RC Units) | ▪ Interior Light | |
| ▪ 3.875" Access Ports (ZPRC Units) | ▪ Circuit Breakers | |

Optional Accessories & Custom Capabilities

- | | | |
|---|---------------------------------------|--|
| ▪ Additional Access Ports | ▪ Running Time Meter | ▪ CO2/LN2 Boost Cooling |
| ▪ Casters (RC 816 & larger) | ▪ 50 Hz. Operation | ▪ Dry Air Purge System |
| ▪ Additional Shelves | ▪ Temperature Recorders | ▪ Recirculating Water Supply |
| ▪ Custom-Size Chambers | ▪ Custom Control Interface Capability | ▪ Water Cooled Condenser (std on 6HP and up) |
| ▪ Explosion-Proof Chambers (RC models only) | ▪ Electrical Disconnect Switch | ▪ RO Water Filtration System |
| ▪ EZ-View Software | ▪ Remote Refrigeration Systems | |
| ▪ IEEE-488 Computer Interface | ▪ Ultra Low Temperatures | |
| | ▪ Extended Relative Humidity Range* | |

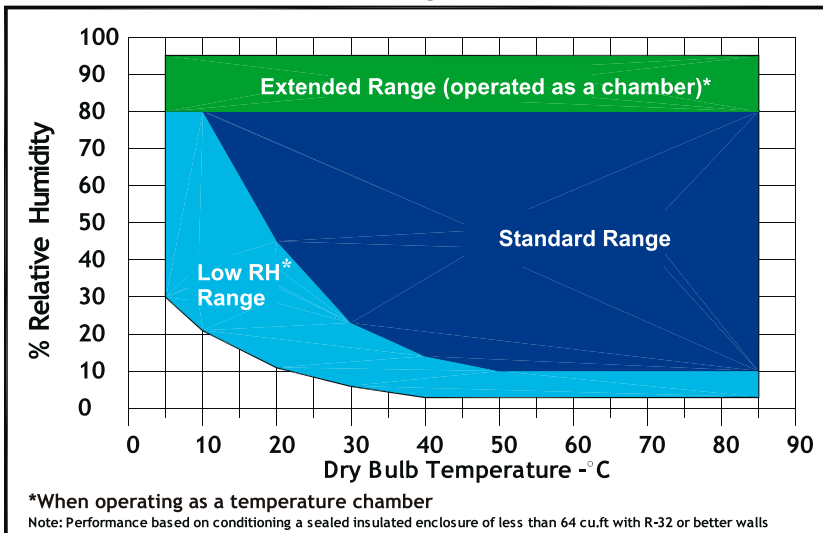
RC-Series Specifications

Workspace Volume	8 cu. ft. (227 L)	16 cu. ft. (453 L)	32 cu. ft. (906 L)	44 cu. ft. (1250 L)	64 cu. ft. (1812 L)
------------------	----------------------	-----------------------	-----------------------	------------------------	------------------------

Temperature / Humidity Range

Remote Conditioner Operation	Single Stage: -30°C to +177°C Cascade: -65°C to +177°C Optional Humidity Range: 10% to 80% RH				
Chamber Operation	Single Stage: -34°C to +190°C Cascade: -70°C to +190°C Optional Humidity Range: 10% to 95% RH				
Internal Dimensions W x D x H Inches (cm)	24" x 24" x 18" (61 x 61 x 46)	30" x 30" x 24" (76 x 76 x 61)	38" x 38" x 32" (97 x 97 x 81)	44" x 38" x 40" (112 x 97 x 101)	48" x 48" x 42" (122 x 122 x 107)
RC-Series External Dimensions W x D x H Inches (cm)	47.5" x 54" x 83" (121 x 137 x 211)	53.5" x 60" x 90" (136 x 152 x 229)	60.5" x 67" x 98" (154 x 170 x 249)	-	71.5" x 83" x 106" (182 x 211 x 269)
ZPRC-Series External Dimensions W x D x H Inches (cm)	36" x 57" x 79" (91 x 154 x 201)	42" x 63" x 85" (107 x 160 x 216)	50" x 71" x 94.5" (127 x 180 x 240)	55.5" x 74" x 102" (141 x 188 x 259)	60.5" x 81" x 104.5" (154 x 205 x 265)

Remote Conditioner Humidity Performance



The addition of live load will affect humidity performance

Humidity Specifications

RCH chambers provide capabilities for humidity and moisture resistance testing, meeting a variety of commercial and military standards.

- Microprocessor direct RH Programming and control
- Humidity generation system that provides fast response and tight control
- Humidity water demineralizer included to remove water impurities
- Solid state humidity sensor provides reliability and reduced maintenance to ensure accuracy

Model	Blower Capacity		Net Cooling Capacity in BTU's/Hr.			
	HP	CFM	-18°C	-34°C	-40°C	-54°C
RC-Series						
Single Stage						
RC-308-2	1	300	4,420	800	-	-
RC-308-3	1	300	7,345	1,000	-	-
RC-816-6	3	800	11,840	4,500	-	-
RC-832-7.5	3	800	23,800	9,400	-	-
RC-864-10	3	800	34,850	14,880	-	-
RC-864-15	3	800	44,900	20,950	-	-
Cascade						
RC-308-2-2	1	300	-	-	2,380	1,700
RC-308-3-3	1	300	-	-	7,200	4,600
RC-816-6-6	3	800	-	-	12,000	7,000
RC-832-7.5-7.5	3	800	-	-	17,000	9,720
RC-864-10-10	3	800	-	-	37,000	20,000
RC-864-15-15	3	800	-	-	47,000	30,000
ZPRC-Series						
Single Stage						
ZPRC-16-3.5	1	300	8,520	-	-	-
ZPRC-16-6	1	300	10,578	-	-	-
ZPRC-32-3.5	1	300	8,530	-	-	-
ZPRC-32-6	1	300	10,578	-	-	-
ZPRC-32-10	3	800	18,767	-	-	-
ZPRC-32-15	3	800	25,591	-	-	-
ZPRC-44-3.5	1	300	7,848	-	-	-
ZPRC-44-6	1	300	9,554	-	-	-
ZPRC-44-10	3	800	18,767	-	-	-
ZPRC-44-15	3	800	25,591	-	-	-
ZPRC-64-3.5	1	300	7,165	-	-	-
ZPRC-64-6	1	300	8,872	-	-	-
ZPRC-64-10	3	800	18,767	-	-	-
ZPRC-64-15	3	800	25,591	-	-	-
Cascade						
ZPRC-16-6-6	1	300	-	-	8,530	6,483
ZPRC-32-6-6	1	300	-	-	8,530	6,483
ZPRC-32-10-10	3	800	-	-	13,649	10,236
ZPRC-32-15-15	3	800	-	-	17,061	13,649
ZPRC-44-6-6	1	300	-	-	7,507	5,459
ZPRC-44-10-10	3	800	-	-	13,649	10,236
ZPRC-44-15-15	3	800	-	-	17,061	13,649
ZPRC-64-6-6	1	300	-	-	6,824	5,459
ZPRC-64-10-10	3	800	-	-	13,649	10,236
ZPRC-64-15-15	3	800	-	-	17,061	13,649

Performance based on 60 Hz. Temperature only operation and 24°C ambient air. If ambient temperature exceeds 30°C, CSZ recommends a water cooled condenser. For 50 Hz. Operation, stated performance and air flow will be approximately 17% less. The addition of live load will affect humidity control. Specifications are subject to change.

EZT-570S Touchscreen Controller

The Next Generation Controller with Smartphone Technology

All features are built into the controller interface so no additional software or internet is required for access to all the features the controller has to offer.

Communications & Connectivity

- Monitor and/or Control the chamber remotely for anytime, anywhere access from any device using LAN VNC.
- Alarm notification sends email and/or text messages.
- Email built-in to send data, alarm, audit trail files directly from controller.
- Ethernet TCP/IP, EIA-232, EIA-485 communications.

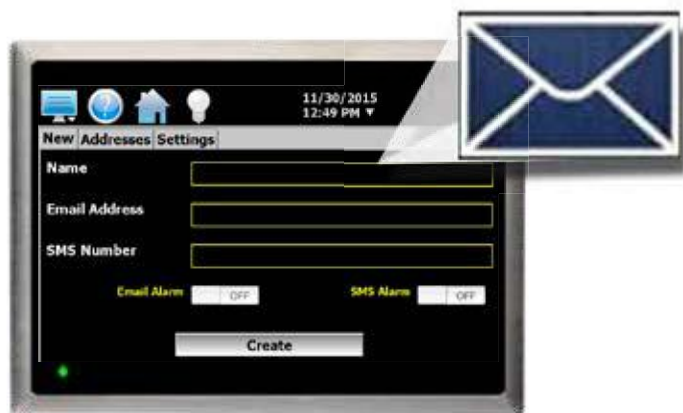


Save valuable time with the ease of use of the EZT-570S featuring fewer steps to accomplish your daily testing needs while incorporating simplified operation and programming to test faster.



Profiling

- Profiling includes up to 99 steps and 1000 cycles.
- Program ramp steps entering time or °C/min.
- Programs may be written using product control function.
- Easily review profile using trend chart or review list of steps before running profile.
- Profile status view displays current step, estimated start/stop date and time and more.
- Profiles may be transferred to different chambers via USB or optional EZ-View software.
- Automated delay profile start.



Data Logging

- Configurable log interval, data file length, filename, operator entered batch & lot information as well as an unlimited number of operator notes saved to the data file.
- Access data files directly from controller or PC.
- Easily download profiles, alarm files, audit trail files and data files using USB or email from controller in a compatible .csv file format for ease of use. Also import profiles to other chambers saving valuable profile entry time.
- Files may also be automatically backed up daily for hassle-free file management using FTP, FTP/FileWeb/DataWeb (LAN/WAN).


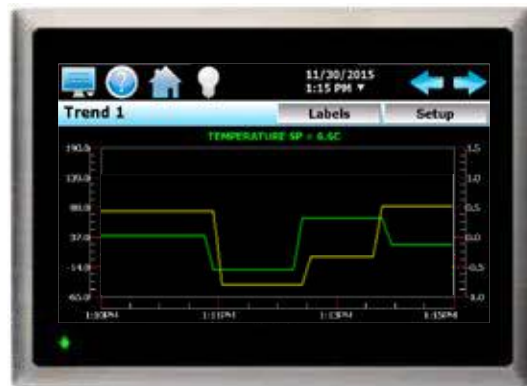


User Convenience & Flexibility

- Controller may be configured in 28 languages
- Selectable power failure/recovery options.
- Full system security allows up to 30 different users with four different levels of security.
- Audit trail files track changes in settings by each user.
- Configure alarm setting and maintenance alerts.

Graphing Technology

- Real-time trend display graph with adjustable time and min/max values.
- Up to eight configurable trend graphs with left & right axis
- Graph historical data files
- Zoom in/out of graphs for a closer look.



Enhanced Communications & Control Options

- Digital input option provides 8 inputs that can be configured for various control functions including starting, stopping and pausing a profile. "Wait for" function allows the user to pause a profile during a particular step of the profile until a specific digital input is turned on or off.
- Digital output "customer event" feature provides 15 programmable outputs. Each output can be configured to perform other operations including alarm or profile status indicators for more control over your testing.
- Optional refrigeration monitor package displays and data logs temperatures and refrigeration system compressor suction/discharge pressures.
- Condensation control option helps prevent condensation from collecting on the part by automatically managing the air dewpoint.
- Bar code option allows user to scan barcode to start profile and to add notes to current data file when datalogging.



Cincinnati Sub-Zero is a product brand of Weiss Technik North America, Inc. Weiss Technik North America is a member of the Weiss Technik group of companies, a division of the Schunk Group with its headquarters in Heuchelheim, Germany. Weiss Technik is the world's largest manufacturer of environmental simulation systems and employs more than 2,400 people in 22 group companies in 15 countries.



Testing Services

Our AZLA Accredited Test Laboratory provides environmental simulation testing utilizing the latest test technology to meet your testing needs from product qualification testing, overflow testing and /or third party product validation. Capabilities include Temperature, Humidity, and/or Vibration, Thermal Shock, Burn-in, Radiator Testing, Altitude, Vibration, HALT/HASS, Shock, Salt Spray, Cyclic Corrosion test and Drop Testing. Serving you from two locations in **Cincinnati, OH** and **Sterling Heights, MI**.

FOR MORE INFORMATION please call our Testing headquarters at **513-793-7774** or visit **www.wnatesting.com**.



CSZ
Cincinnati Sub-Zero
The Testing Standard.

testforce

+1 (888) 880-6804
sales@testforce.com